

Congratulations and welcome to your ceremony!

REGISTRATION

Having registered, you will have your ceremony tickets, presentation card and graduate directories. Please keep your presentation card with you as you will need this when you go on stage. If you have any queries during the day, please visit the Enquiries desk, situated by Registration and our team will be happy to help.

ROBING

If you have arranged to hire academic dress through Ede & Ravenscroft Ltd, you can collect it from the collection point in the Sherling Studio on the Ground Floor. Please note, mortarboards are not permitted to be worn during the ceremony.

After the ceremony, all hired robes should be returned to the collection point in the Ground Floor Foyer.

PHOTOGRAPHY

Ede & Ravenscroft photography studios are located in Function Rooms 1 and 2, on the first floor. Scrolls and mortarboards will be available to borrow for your photographs. Please allow plenty of time for photography as it can become busy during peak times.

A photograph will also be taken of you when you cross the stage. This photograph will be available to purchase after the ceremony from the Ground Floor Foyer.

THE CEREMONY

Doors will open approximately 45 minutes before the official ceremony start time. A musical programme from musicians from Bournemouth Symphony Orchestra will feature prior to the ceremony. Please make sure you and your guests have taken your seats no later than 15 minutes before the ceremony.

The ceremony will start with a short film, followed by the arrival of the academic procession. The Presiding Officer will declare the ceremony open, and the presentation of graduates will begin.

When it is your turn to be presented, marshals will direct you where to go. **Please ensure that you keep your presentation card with you to hand over when you reach the stage.** If you are leaving any belongings by your seat, please make sure they are tucked out of the way and not obstructing the path of other graduates or staff.

REFRESHMENTS

There is a small café bar serving drinks and light refreshments in ground floor foyer, however it will be busy, and you may prefer to visit one of the numerous bars and restaurants close to the venue.

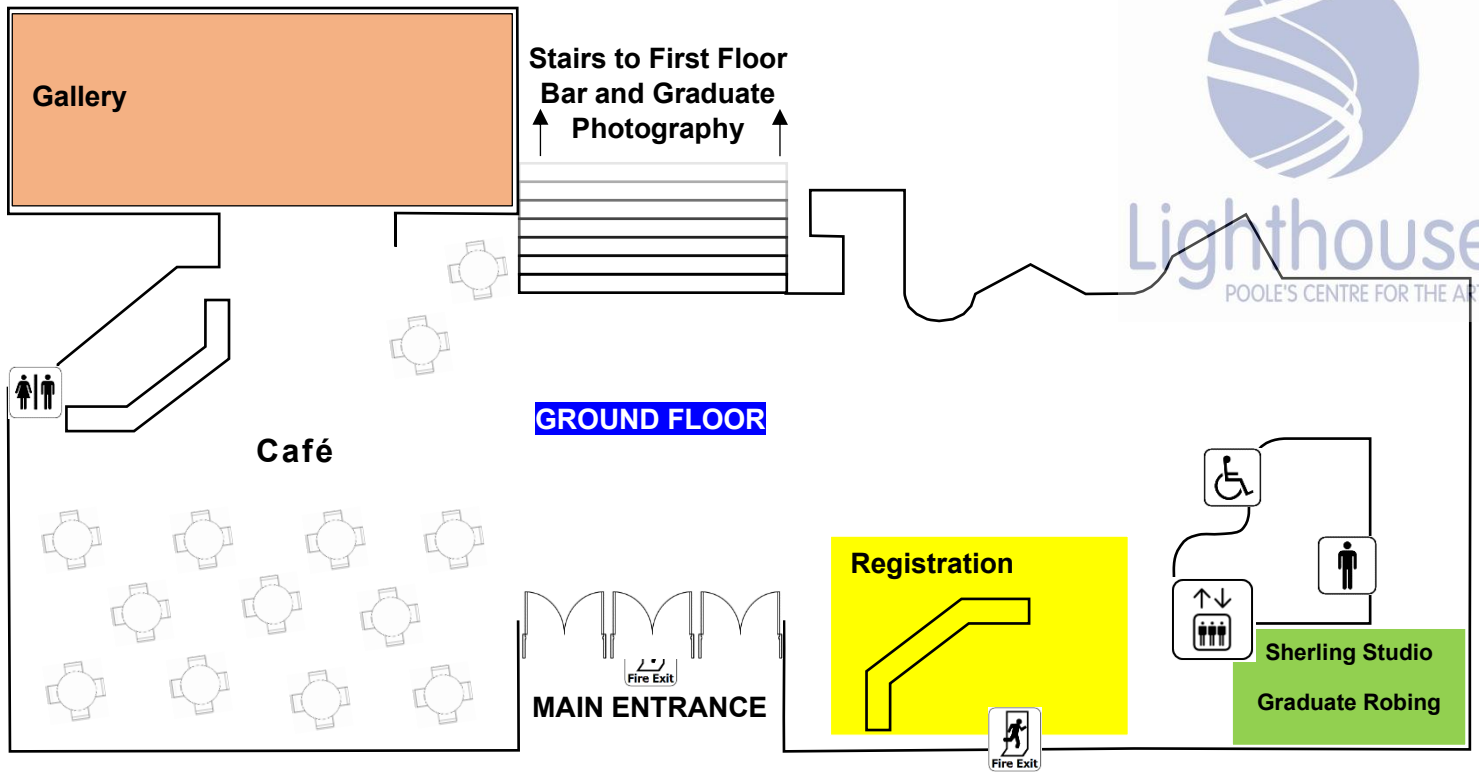
Immediately after the ceremony, you are warmly invited to join your fellow graduates and guests for a celebratory drink on the first and second floor foyers.

DON'T FORGET...

...to take time to visit the Open Universities Student Union stand (Open SU). To meet the team, ask questions, pick up information and purchase OU merchandise, head to the First Floor Foyer.



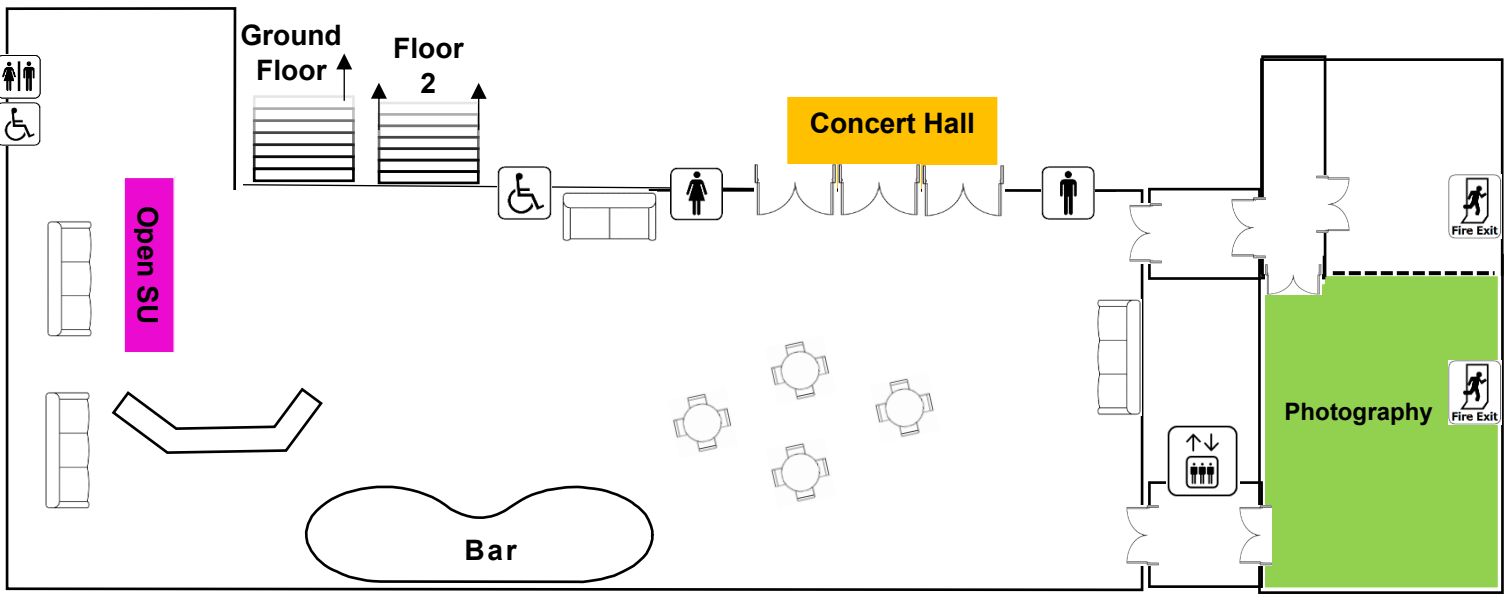
Lighthouse
POOLE'S CENTRE FOR THE ARTS



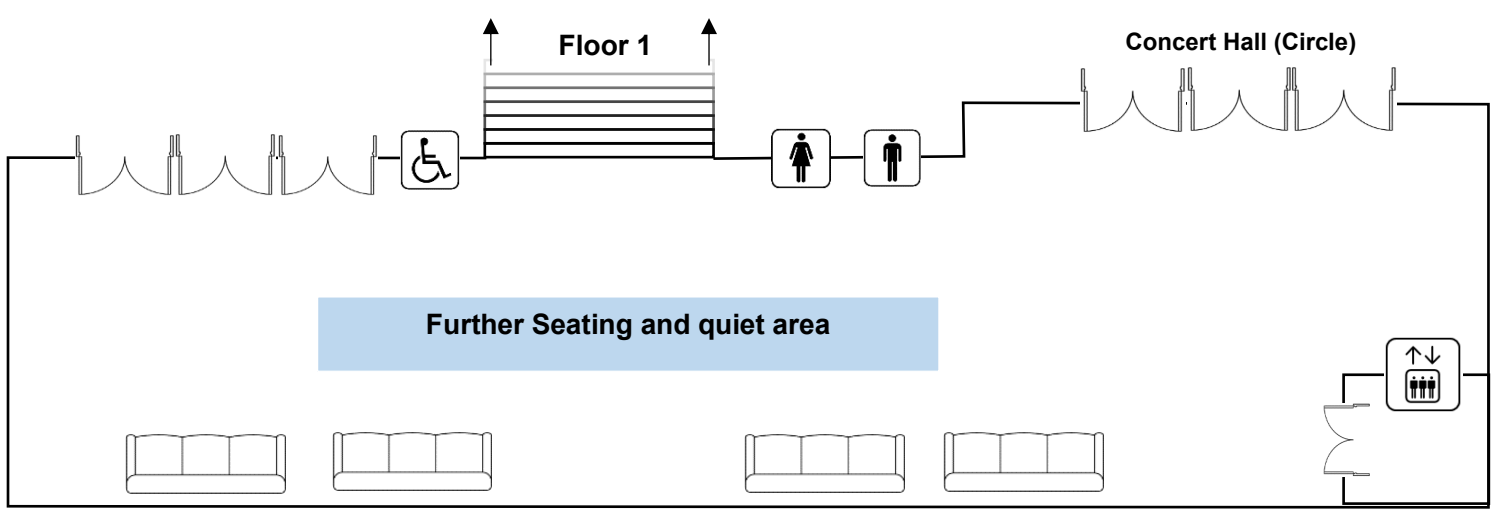
GROUND FLOOR

Dolphin shopping centre/ bus station

Public car park with disabled parking



1ST FLOOR



2ND FLOOR