

Week 8

TMA 01 – Phase 2

This week you will create three abstract compositions using the photographs you took in Phase 1

Post Card





Illustration by Elyse Fawcett © 2018

Symmetry & repetition

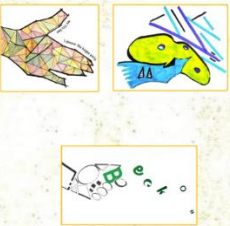
What sort of shapes can you make? More or different? Bright lines? Soft lines? How might you place the shape on your sheet – in the center? In a grid? or randomly placed across the sheet?



Always consider the REASONS behind your design decisions

Emphasis and Dominance

How can you use colour to highlight aspects of your design? Experiment with texture and patterns



Proportions and Unity

Experiment with text and different type fonts. Attention and composition play a key role in commercial design, including illustrations, packaging, branding, logos and icons.



Serious Play - U101 Welcome Pack activities

Time to get started on your U101 Welcome Pack. There are lots of fun activities to work through this week.

You will be working in **Open Design Studio (ODS)**. This is your 'virtual' studio for uploading and developing your design work and seeing the work of other students on U101.



ODS is a virtual version of a studio just like this

Working in ODS is as close as can be to working in a 'physical' studio. You can showcase your work and see what other students are doing. It is great for inspiration and for getting feedback to help you develop your designs.

POST CARD



Study week 2

So how much fun can you have with a banana?

Your welcome box makes an ideal photographic studio.

Watch the tutorial on Activity 1 Part G to make your own lightbox.

We will also share some photographic tips on next week's postcard.



Need help with your first submission? Join Collette Pomeroy on 16 October at 19:00 in the middle-wide tutorial room to discuss TMA 11

Block 4 Design and everyone

A design diary is a tool that can support and inspire new thinking



This week, you will explore techniques to help you organise your design diary. Have a look at these diary examples – what aspects do you like?



Photo: Zuzana, Instagram, designer, @zuzanadobos



The Postman's Echo

Your design diary should be strongly visual – it can contain drawings, doodles, sketches, notes, found images or even objects



Faye Student Examples



Week 22

TMA 04 theme: Holidays and Tourism: Think Global, Act Local!

Post Card



Week 14

Post Card

FOR THE ADDRESS ONLY.



This week you will arrange a **creative session** with friends or family to find solutions to your design problem

Working with others will help you generate many ideas in a short time, give different perspectives and helps you find **new and interesting** ways of thinking




Sticky notes can be a great way to organise your thoughts

- Transforming – mini rules
- Remember there are no silly ideas
- Don't criticise
- Build on the ideas of others
- Quantity over quality
- Notes can be delivered at a later stage



Join your tutor...



Join your tutor...

Join AnnMhairie McKenna in the middle-wide room on 19 January at 18:00 to ask your questions about TMA 02



Concept Sketches

TMA 02: Phase 2 – Design Ideas

